

## 5

## At Home



1

Listen and sing.



## Let's Make a House!

Let's make a house  
with paper and glue.  
There's a project  
we can do.  
Here are scissors.  
Here's a pen.  
Let's cut out shapes  
one to ten.

Circles and squares  
all around.  
Rectangles fall  
on the ground.


What's the shape  
that's left out?  
"The triangle!"  
we both shout.

(Chorus)



circle square triangle rectangle

**Listen. Look and count. Say.**




How many blue squares do you see?




I see four blue squares.

**3 Make a house. Stick. Show and say.**



Questions with *how many*; shapes; *there is/there are*




TRACK A60  
4


Listen and point. Listen and say.



1. bathroom



2. bedroom



3. dining room



4. kitchen



5. living room



6. cooking



7. eating



8. reading



9. sleeping



10. watching TV



TRACK A61  
5

**Look at the picture. Point. Ask and answer.**

Where's the mother?

She's in the living room.

What's she doing?

She's reading.



Question formation; simple present; present progressive; contractions

Where's your sister? She's in the living room.



Look and listen. Write the number.



7 Circle the action that is different. Write it and say.

cooking eating reading sleeping watching TV



1. She's \_\_\_\_\_ . She's \_\_\_\_\_ . He's eating .



2. She's \_\_\_\_\_ . He's \_\_\_\_\_ . He's \_\_\_\_\_ .





3. She's \_\_\_\_\_ . He's \_\_\_\_\_ . She's \_\_\_\_\_ .

**Look and listen. Say.**



9

**Color. Write and say.**



\_\_\_\_\_

\_\_\_\_\_

**Listen. Draw lines.**

1.



2.



3.



4.



sleeping

reading

cooking

watching TV




**Listen and chant.**

**We Are Busy**


She is sleeping.  
She is sleeping.  
Please don't shout.  
Shh! Shh! Shh!



He is eating.  
He is eating.  
I'd like some.  
Yum. Yum. Yum.



We are playing.  
We are playing.  
Let's have fun!  
Fun! Fun! Fun!



# Home with Mom

by Philip Thomas

Where are you?  
Where are you  
hiding?



I'm in the  
living room.

Copyright © by Pearson Education, Inc. All rights reserved.

I'm cooking your  
favorite food.  
Are you hungry?



Yes! The cat is  
eating. I want  
to eat, too!





What are you doing?

I'm drawing and coloring.



What are you drawing?



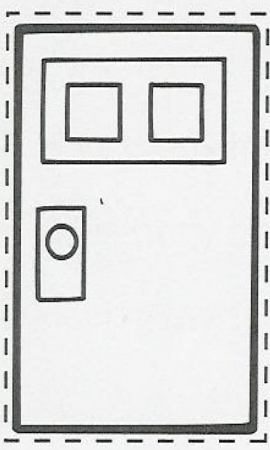

I'm drawing a house. There are three bedrooms.

# 5 At Home

TRACK 22

1 Listen and color. Cut and glue. ✂

## Let's Make a House!



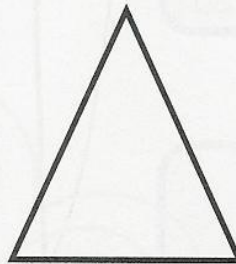


**2 Match. Draw a line and say.**

triangle

rectangle

square

circle



**3**

**Color and count. Write the number word. Listen and check.**



one  
three

two  
four

1. How many squares are there? \_\_\_\_\_



2. How many triangles are there? \_\_\_\_\_



3. How many circles are there? \_\_\_\_\_



4. How many rectangles are there? \_\_\_\_\_



4


**Listen and match.  
Draw a line.**

Where's your father?  
He's in the living room.  
What's he doing?  
He's reading.

Where's the baby?  
He's in the bathroom.  
What's he doing?  
He's taking a bath.

Where's your mother?  
She's in the kitchen.  
What's she doing?  
She's cooking.

Where's your sister?  
She's in the living room.  
What's she doing?  
She's watching TV.



Listen and draw a line. Say.

# We Are Busy


She  
is



He  
is



We  
are




6 What are you doing? Write.

coloring    cutting    reading    writing



I'm \_\_\_\_\_

# Home with Mom


7 Read *Home with Mom*. What happens?  
Look. Write the numbers.



8 Do you like the story? Draw a face.



**9** Draw your favorite room.  
Color. Write.




My \_\_\_\_\_

# Review


TRACK 26  
**10**

Listen and match. Draw a line.


1. father



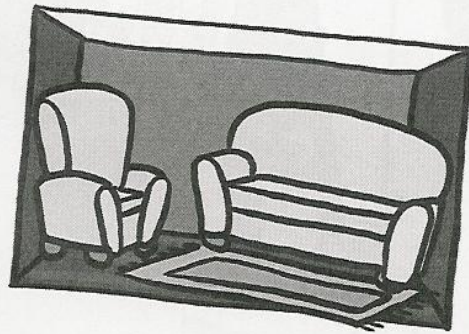
2. mother



3. brother




4. sister



5. baby



**11** Draw a room with grandparents.  
Where are they? Say.







1 Listen and sing.

## All Around the Farm

A cow, a duck,  
a great big truck!

A goat, a cat,  
oh, look at that!

A horse, a hen,  
chicks in a pen,

A dog, a rake,  
an egg, a snake!

*All around the farm,  
what else can we see?*

*All around the farm,  
take a look with me!*

Ducks are swimming.  
Sheep are eating.  
Birds are flying.  
Frogs are jumping.

*(Chorus)*







Look and listen. Say.

This is a frog.  
It's a big frog.

This is a frog, too.  
It's a little frog.



Listen and stick. Say.




crawling

walking

running

jumping

talking



TRACK A72  
**4**

**Look and point. Listen and say.**



1. bird flying



2. cat climbing



3. cow eating



4. dog sleeping



5. duck swimming



6. farmer talking



7. frog jumping




8. horse running



9. sheep walking



10. worm crawling



TRACK A73  
5


Look at the picture. Point. Ask and answer.

What are they?

They're sheep.

What are they doing?

They're walking.



Question formation; simple present; present progressive

## Grammar


What **is** the fish doing?  
What **are** the cows doing?

**It's** swimming.  
**They're** eating.

TRACK A75  
**6**

**Look and listen. Draw a line.**

1.



It's eating.

2.




They're walking.

3.



It's jumping.

4.




It's flying.

5.




They're sleeping.

**Look and listen. Say.**



**Listen and draw.**



Questions; contractions; simple present; present progressive

## 9 Look and write. Say.

1.



They're \_\_\_\_\_.

2.



It's \_\_\_\_\_.

3.



They're \_\_\_\_\_.

4.



It's \_\_\_\_\_.

5.



They're \_\_\_\_\_.

eating  
flying  
running  
swimming  
walking



## 10 Listen and chant.

### Look and See!

This is fun.

Look and see!

The birds are dancing.

They're dancing with me.

This is fun.

Look and see!


The birds are flying.

They're flying with me!



# Out of My House!

by Yoko Mia Hirano



Copyright © by Pearson Education, Inc. All rights reserved.







What are those cats doing?

They're running. They're running after the ants.

2



What is that bird doing?

It's flying. It's flying all over the room.




3

# 6 On the Farm

TRACK 27



1 Listen and color. Cut and glue. ✂

## All Around the Farm



**2** Read and color. Match and draw a line.

a big orange cat




a little white cat

a big blue fish



a little pink fish

a big black and white cow



a little brown cow

**3** TRACK 28

**Listen and match. Draw a line.**


1. This is a bird.

It's a little bird.



2. This is a cat.

It's a big cat.



3. This is a frog.

It's a big frog.



Listen and write. Match. Draw a line.

climbing flying running swimming walking


1. The farmer is

\_\_\_\_\_




2. The farmer is

\_\_\_\_\_




3. The farmer is

\_\_\_\_\_




4. The farmer is

\_\_\_\_\_



5. The farmer is

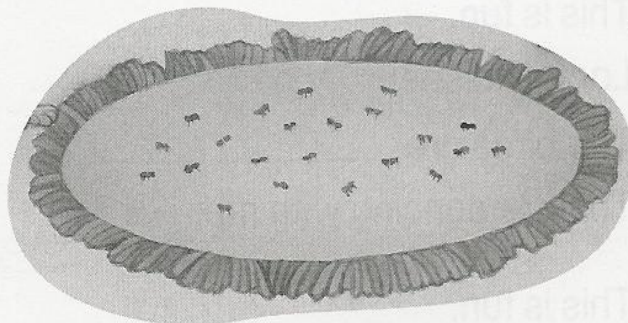

\_\_\_\_\_




# Out of My House!

**7** Read *Out of My House!* Circle the animals from the story. What are they doing? Say.


1.






2.



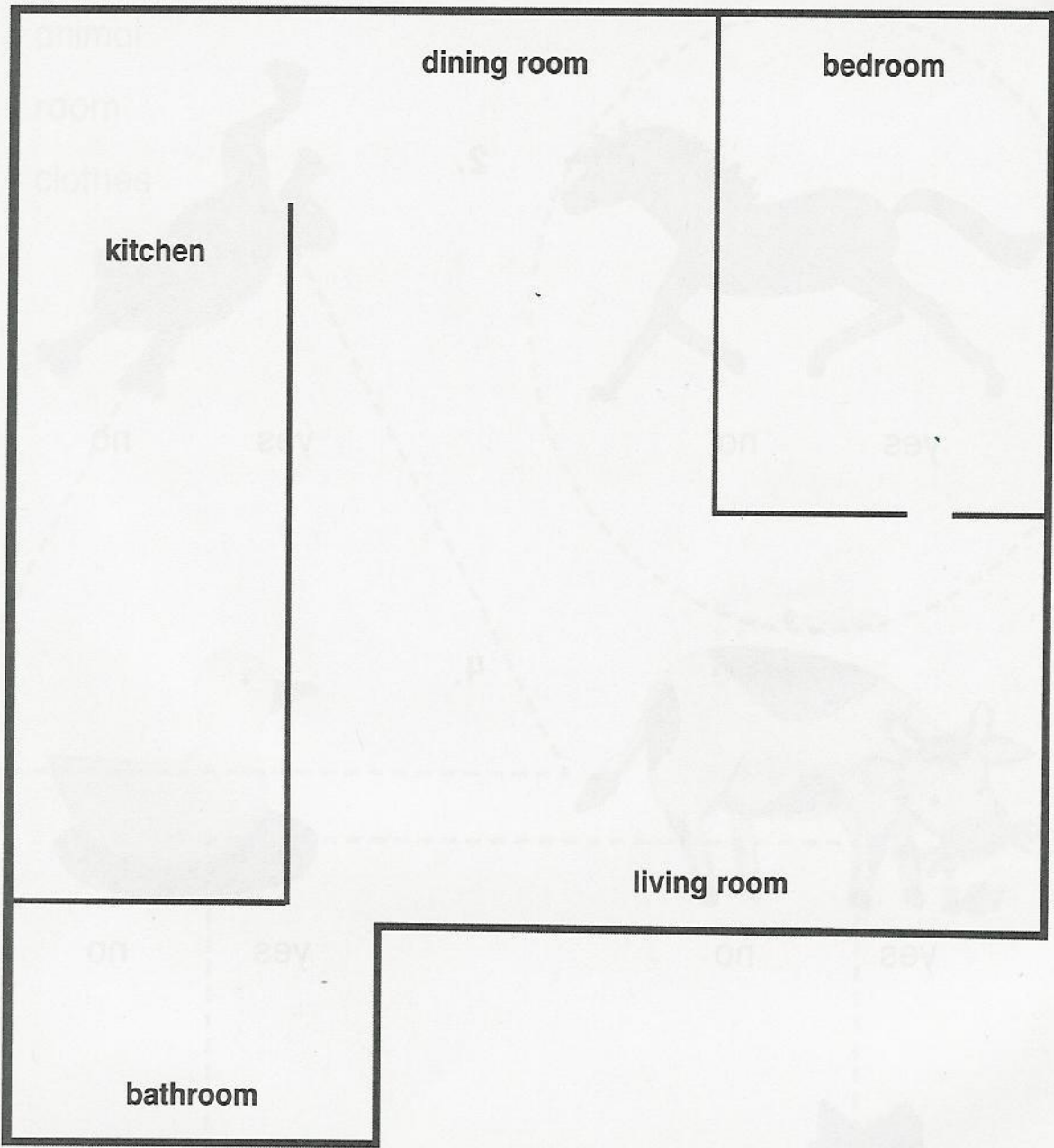
3.



**8** Do you like the story? Draw a face.



**9** Draw three animals in the house. Color and say.




# Review

TRACK 31  
10

Listen. Circle yes or no.

1.



yes

no


2.



yes

no


3.



yes

no

4.



yes

no

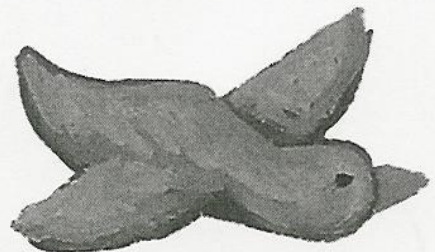
5.



yes

no

6.



yes

no



1 Listen and say.




2 Listen and say. Point to the picture.

1



2



3



4



3 Listen. Which words have the same sound as the **p** in **pen**? Circle the number.

1



2



3



4



4

Read. Underline the words with the same sound as the **p** in **pen**.

This is my puppet. Her name is Pat. She has a pink shirt and purple pants. I like to play with Pat in the park.



5

What is in your backpack? Write words that have the same sound as the **p** in **pen**. Say.

---



---







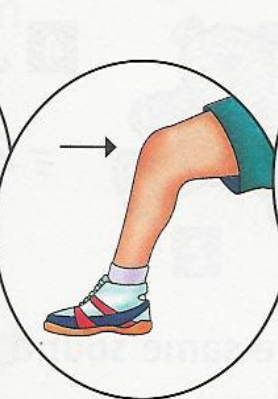

1 Listen and say.



2 Listen and say. Point to the picture.



3 Listen. Which words have the same sound as the *e* in *bed*? Check the boxes.



4 Read. Underline the words with the same sound as the *e* in *bed*.

This is my brother Ken. He's ten. He likes yellow shirts and shoes. His favorite drink is lemonade.



5 Look around you. Write words that have the same sound as the *e* in *bed*. Say.

---





---




1 Listen and say.



2 Listen and say. Point to the picture.




3 Listen. Which words have the same sound as the *r* in *red*? Trace the shapes.



4 Read. Underline the words with the same sound as the *r* in *red*.

This is grandfather's farm. His two horses are Brownie and Star. They are running to the river to drink water.



5 Write letters to make words with the same sound as the *r* in *red*. Say.

I have a new \_\_ed \_\_obot. It's a bi\_\_thday p\_\_esent  
from my siste\_\_ Ma\_\_ia. My pa\_\_ty was fun!

## Subject Pronouns



**I**



**you**



**he**



**she**




**it**



**we**



**you**



**they**

## Simple Present of Be

I am

we are

I am six.

you are

you are

She is 6 today.

he is

she is

it is

they are



## Present of Have

I have

we have

I have ice cream.

He has ice cream.

you have

you have

he has

she has

it has

they have




## Present Progressive

I'm walking  
you're walking  
he's walking  
she's walking  
it's walking

we're walking  
you're walking  
they're walking

I'm walking  
to school.


They're walking  
to school too.



## Questions with Be Yes/No Questions

Are you 6?

No, I'm 7.



Is she your sister?

Yes, she is.



## Information Questions

Where's your doll?



What are they?

They're frogs.

