



INSTITUTO DE IDIOMAS

RIF: J - 40138306 - 8

C.E. / ALEXIS VILLANUEVA CAMPILAY C.A.

INSCRITO EN EL M.P.P.P.E. BAJO EL N° R - 00792310 - Z



Welcome to English!

LEVEL I

Introductory Stage



When you meet somebody for the first time, you introduce yourself (tell the person who you are).

To introduce yourself, you can just say:

I'm ...

My name is ...

Hello, I'm ...

Hi, my name is ...

Nice to meet you, I'm ...



To ask someone's name, you can say:

What's your name?

My name is ...
What's yours?

Write.

- ①
- _____
- _____
- ②
- _____
- _____
- ③
- _____
- _____

Complete with: to, name, 'm, 's, Hello.


- ④ I am Greengo.
- ⑤ Hello. I Goldie.
- ⑥ What your name?
- ⑦ My is Pinker.
- ⑧ Nice meet you.



We use *Good morning*, *Good afternoon* or *Good evening* for greeting each other.

Good morning!


from dawn to midday
in the morning



morning

Good afternoon!

from midday to sunset
in the afternoon




afternoon

Good evening!

from sunset to bedtime
in the evening



evening





Say **HELLO** or **HI**
to your friends.



Complete the words.









- ① G O O D E V E N I N G
- ② O O D M O N I N
- ③ G O O A F E R N O N
- ④ H A E A N C E D Y
- ⑤ H E L O

Write the greetings.



Complete the rhyme. Use the words from the box.

See you soon Take care Farewell Bye for now Give a hug See you later Goodnight Goodbye

- ① _____ , Ladybug! 
- ② _____ , Dragonfly! 
- ③ _____ , Alligator! 
- ④ _____ , Spotted Cow! 
- ⑤ _____ , Raccoon! 
- ⑥ _____ , Brown Bear! 
- ⑦ _____ , Bobwhite! 
- ⑧ _____ , Miss Gazelle! 



When we leave someone
we usually both say:
Goodbye!

There are lots of
expressions we can use
when we want to say
goodbye.

Goodbye!

Bye!

See you!

See you later!

Take care!

When someone
goes to bed,
we say:
Good night!

Good night.



GOODBYE **BYE**

SEE YOU

GOOD

NIGHT

TAKE CARE

NUMBERS PICTURE DICTIONARY (1-20)



one



two



three



four



five



six



seven



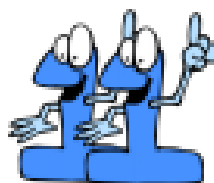
eight



nine



ten



eleven



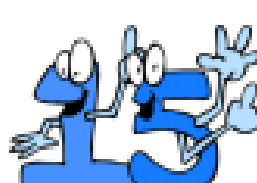
twelve



thirteen



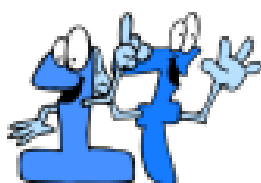
fourteen



fifteen



sixteen



seventeen



eighteen



nineteen



twenty

NUMBERS MATCHING EXERCISE WORKSHEET (1-20)

LOOK AT THE NUMBERS LIST BELOW AND WRITE THEM IN THE CORRECT PLACES

- eleven
- six
- fourteen
- nineteen
- three

- eight
- eighteen
- seven
- fifteen
- two

- five
- ten
- sixteen
- one
- thirteen

- twelve
- twenty
- nine
- four
- seventeen

1 _____

2 _____

3 _____

4 _____

5 _____

6 _____

7 _____

8 _____

9 _____

10 _____

11 _____

12 _____

13 _____

14 _____

15 _____

16 _____

17 _____

18 _____

19 _____

20 _____



1 one

2 two

3 three

4 four

5 five

6 six

7 seven

8 eight

9 nine

10 ten

Let's do some Maths!

add

$$6 + 2$$

six plus two equals eight

$$7 + 3$$

seven and three is ten

subtract

$$5 - 2$$

five take away two is three


$$9 - 8$$

nine minus eight equals one

What colour is it?



What colour are they?



green

red

yellow

blue

pink

purple

orange

white

black


grey

brown

There are three different ways to describe the colour of something.



- 1 My teddy bear is blue.
- 2 The blue teddy bear is mine.
- 3 Blue is the colour of my teddy bear.



THE ALPHABET

Aa Bb Cc Dd Ee

(ei) (bi) (ci) (di) (i)

Ff Gg Hh Ii Jj

(ef) (yi) (eich) (ai) (yei)

Kk Ll Mm Nn Oo

(kei) (el) (em) (en) (ou)

Pp Qq Rr Ss Tt

(pi) (kiu) (ar) (es) (ti)

Uu Vv Ww Xx

(iu) (vi) (dábliu) (ex)

Yy Zz

(güai) (zi)

Backpack Song

It's time to open **Backpack**
and see what we can see.
We'll have lots of adventures.
Explore **Backpack** with me!

Backpack is full of fun things
we use each day in school.
Stories, puzzles, songs, and games—
Backpack is really cool!

It's time to open **Backpack**
and see what we can see.
We'll have lots of adventures.
Explore **Backpack** with me!

Backpack is full of fun and facts,
projects and pictures, too.
We're learning English, we're never bored.
There are great new things to do!

It's time to open **Backpack**
and see what we can see.
We'll have lots of adventures.
Explore **Backpack** with me!



1

Ready for School



TRACK A3

1

Listen and sing.

Hello!

Hello. I'm Ricky Red.
Look! I have one pen and
I'm ready for school.

Hello. I'm Gracie Green.
Look! I have two books and
I'm ready for school.

Hello. I'm Bobby Blue.
Look! I have three erasers and
I'm ready for school.

Hello! Do you hear the bell ring?
It's time for school and
we're ready to go!



red




green



blue



Look. Listen and say. Write.



What's your name?

My name is _____.

3 Count and say. Stick.



one



two



three



four



five




six



seven



eight



nine



ten





TRACK A6
4

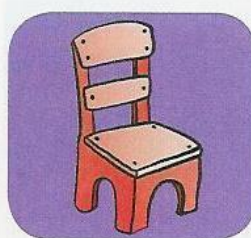
Listen and point. Listen and say.



1. backpack



2. book




3. chair



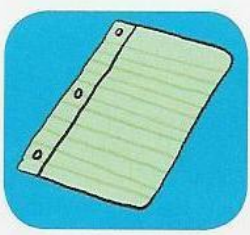
4. crayon



5. desk



6. marker



7. paper




8. pen



9. pencil



10. table



TRACK A7
5

Look at the picture. Point. Ask and answer.

What's this?

It's a backpack.



What color is it?

It's green.



Question formation; school supplies; contractions

What's this? It's a chair.




Listen and circle.

1.



pencil




eraser

2.



pen



marker

3.




chair




table

4.



backpack



book

5.




backpack



desk

6.



paper




crayon

Look and listen. Say.



Listen. Draw and color.





It's a book.
It's red.

It's a crayon.
It's green.

Listen. Draw lines.




book




chair



eraser



pencil



Listen and chant.

Hey, Jill!

Hey, Jill!
What's this?
It's a pen, Bill.



Hey, Ken!
What's this?
It's a chair, Jen.



Hey, Matt!
What's this?
It's a table, Pat.





Guess Again

by Diane Pinkley



Copyright © by Pearson Education, Inc. All rights reserved.





1

Ready for School

TRACK 3

1

Listen and color. Cut and glue. 






Hello!

Hello! I'm Ricky Red.
Look! I have one pen and
I'm ready for school.

Hello. I'm Gracie Green.
Look! I have two books and
I'm ready for school.

Hello. I'm Bobby Blue.
Look! I have three erasers and
I'm ready for school.

Hello! Do you hear the bell ring?
It's time for school and we're ready to go!



2 Draw and color. Write.

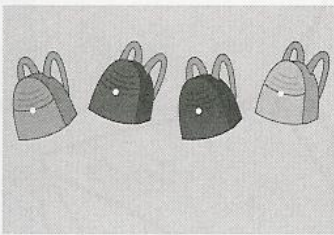
My name is _____

What's your name?

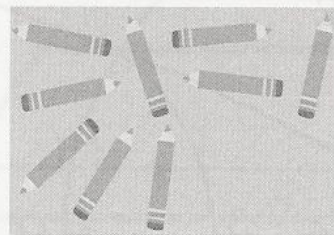


TRACK 4

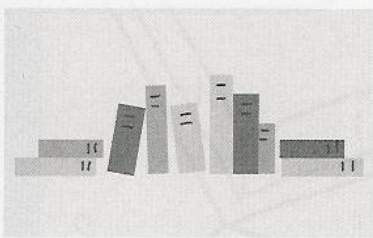
3 Count and write. Listen and check.



1. 4 backpacks




2. _____ pencils




3. _____ books



4. _____ crayons



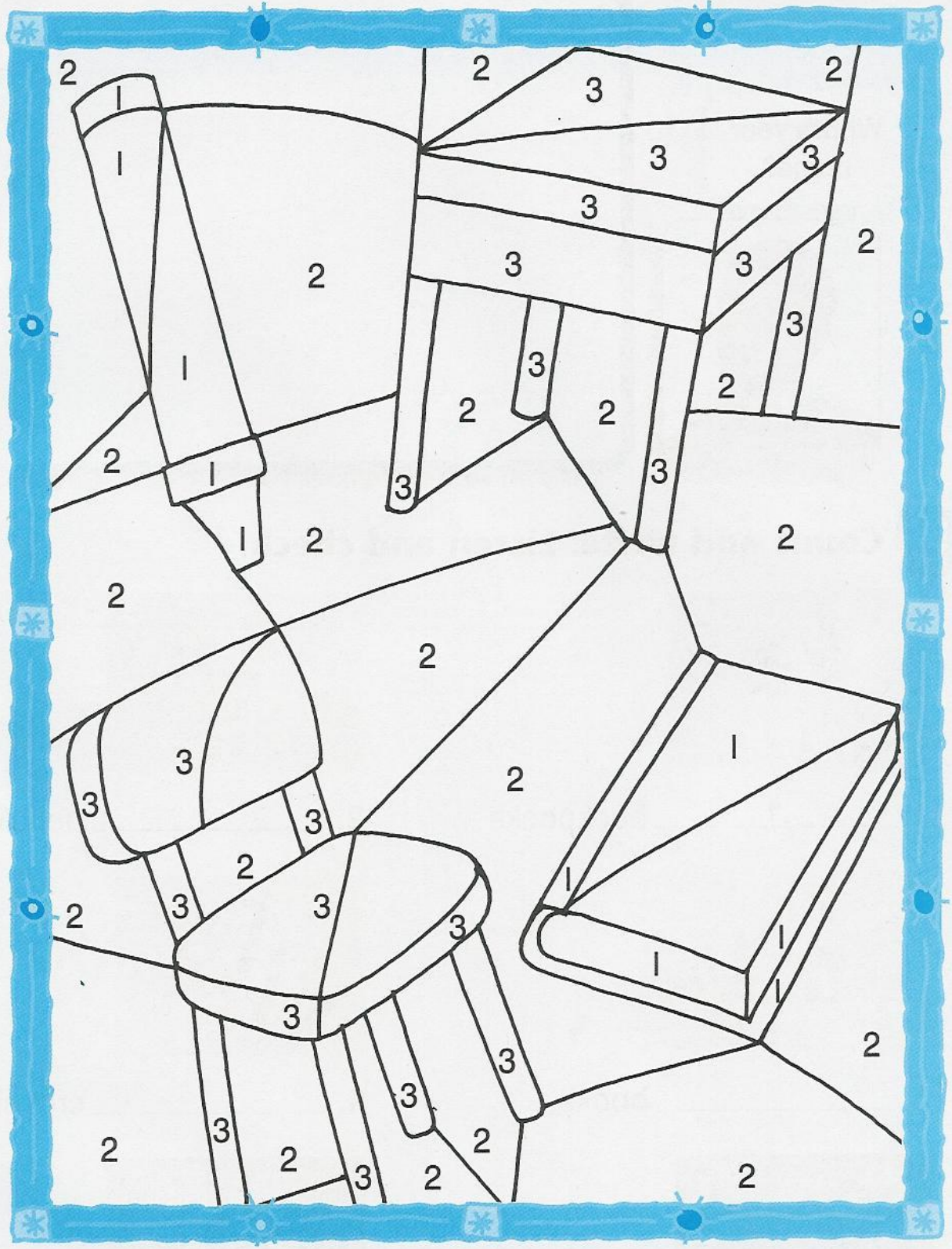
5. _____ erasers



6. _____ chairs

Color. Listen and point. Write.

1 = blue 2 = green
3 = red



b _____

ch _____

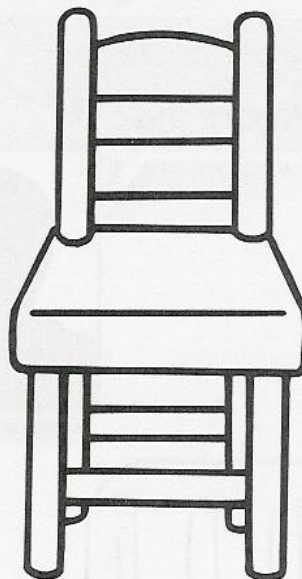
f _____

cr _____


Listen and match. Draw a line. Color. Write.

Hey, Jill!


Hey, Jill!
What's this?
It's a pen, Bill.



Hey, Ken!
What's this?
It's a chair, Jen.



Hey, Matt!
What's this?
It's a table, Pat.



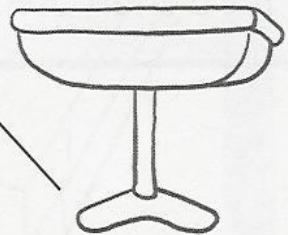
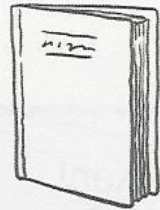
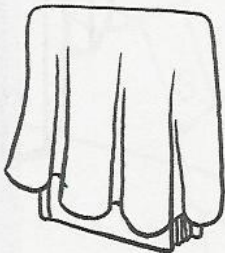

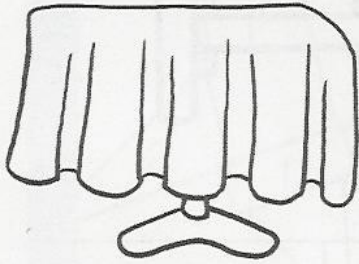
Guess Again

6 Read *Guess Again*. Match. Draw a line.



What's this?



It's a desk.



7 Do you like the story? Draw a face.




Review

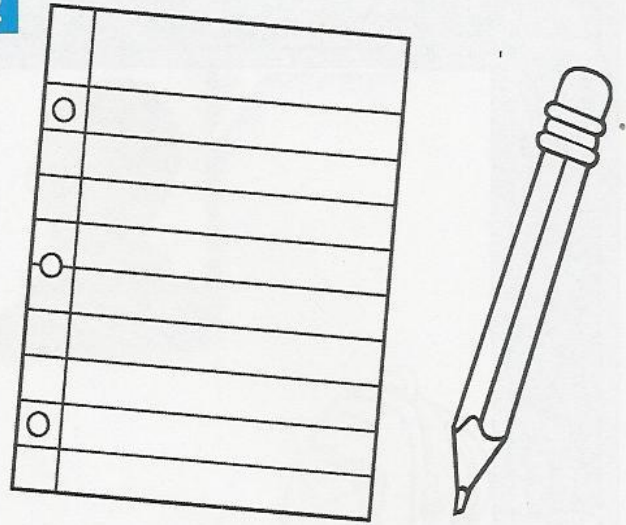
TRACK 7

9 Listen and circle. Color.


1



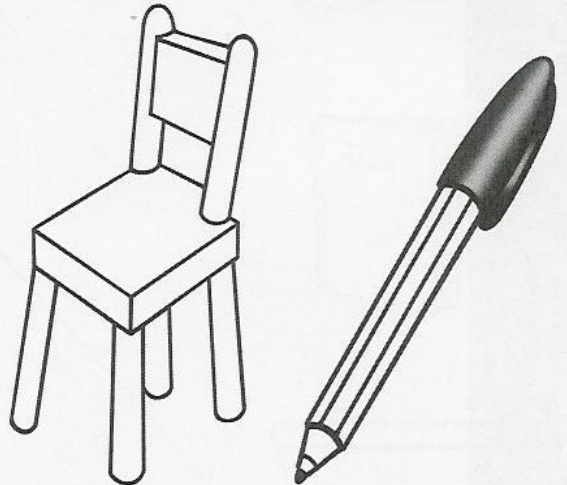
2



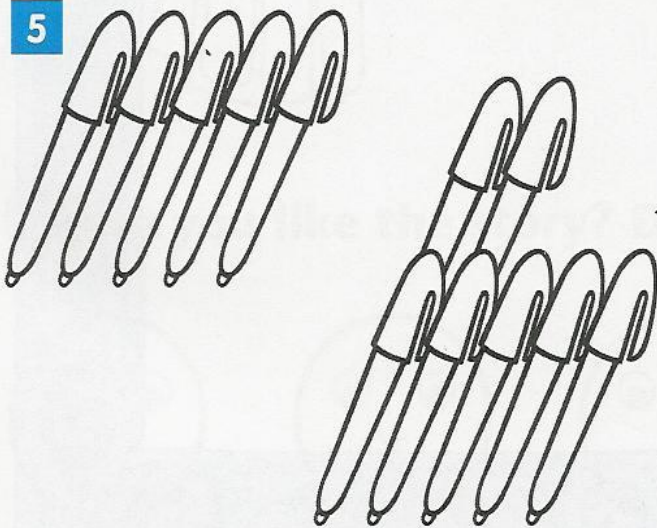
3




4



5



6




2

People We Love

TRACK 15
1

Listen and sing.



My Family Song

F is for Fred. He is my father.

A is for Ann. She is my mother.

M is for me. I'm in the middle.

I is for Isaac. He is my brother.

L is for Lucy. She is my sister.

Y is for Yoli. She is the baby.

F-A-M-I-L-Y. Put them all together.


They spell family.

F-A-M-I-L-Y. Put us all together.

This is my family!

2


Look and listen. Point and say.




3

Stick and say.





Pam



Don

TRACK A18
4

Listen and point. Listen and say.



1. father



2. mother



3. brother



4. sister



5. baby



6. grandfather




7. grandmother




8. parents



9. family



Tim



Jen



5 Look at the picture.
Ask and answer.
Pretend.

I have two sisters.
Who am I?

You're Pam!



6 Ask and answer
about you.

How many sisters
do you have?

I have
one sister.



Grammar

How many brothers do you have?
I have two brothers.

TRACK A22
7

Listen and color.

1.



2.



3.



TRACK A23
8

Listen and circle. Say.

me




me






9 Look and listen. Say.



10 Listen and draw.



This is my family. Here's my mother and father. I have two sisters and one brother.



Listen. Draw a line. Say the letters.

1. two brothers



2. one sister



3. three sisters



Listen and chant.

Clap for Your Family

Sisters, sisters!

How many sisters do you have?

1, 2, 3

3 sisters. I have 3 sisters.

Clap for your sisters. 1, 2, 3



Brothers, brothers!

How many brothers do you have?

1, 2

2 brothers. I have 2 brothers.

Clap for your brothers. 1, 2



Family, family!


This is your family.

Clap for your family.

Clap for them all!


Let's Play

by Yoko Mia Hirano



Hi, I'm José.
What's your name?


Hello. I'm Ricky.



Copyright © by Pearson Education, Inc. All rights reserved.


How many brothers
do you have, Ricky?

I don't have any
brothers, but I have
two sisters. Let's play!




Let's play soccer!

OK, but we need teams.



How many brothers do you have?

I have two brothers. Here they come!











2 People We Love

TRACK 8
1

Listen. Cut and glue in order. 

My Family Song



2 Match. Draw a line.

- my father
- my mother
- my sister




- me
- my brother
- my sister
- the baby

TRACK 9

3 Listen. Write the number.

1. She is my sister.
2. He is my father.
3. He is my brother.
4. She is my mother.



4

Listen and match. Draw a line and say.

1.

Who am I?



2.

Who am I?



3.

Who am I?



4.

Who am I?



5

Draw two brothers and two sisters.



Clap for Your Family

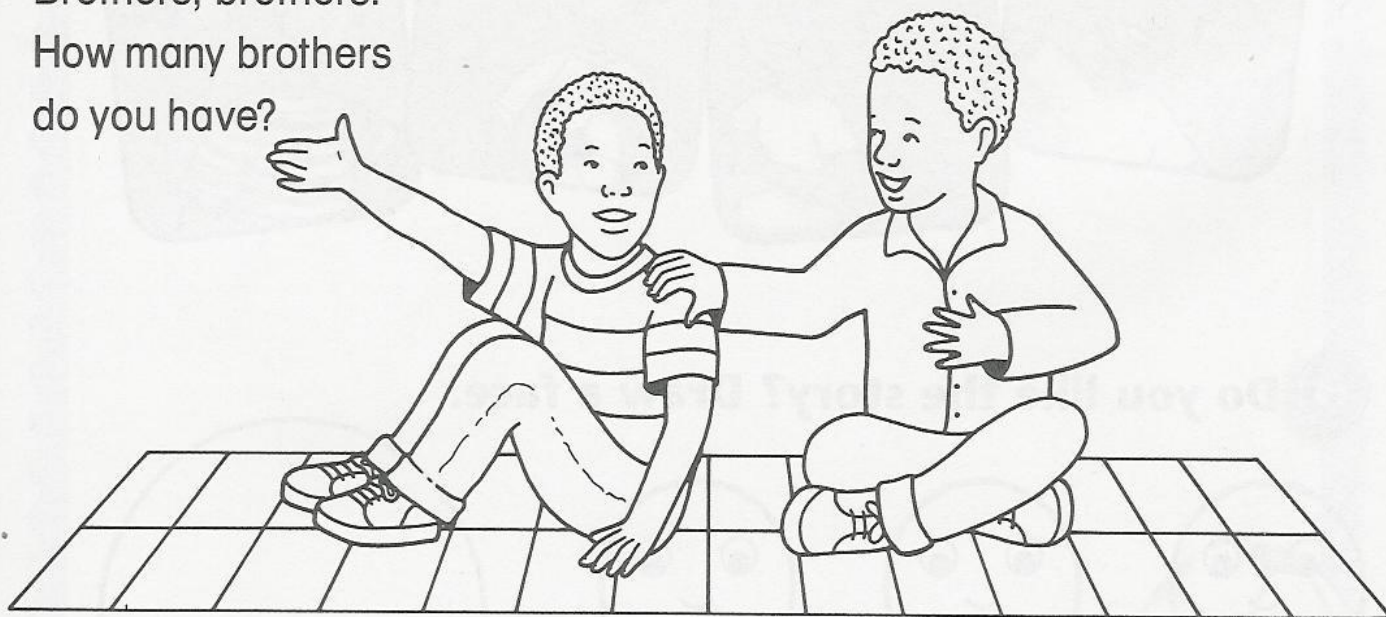
Sisters, sisters.

How many sisters
do you have?







Brothers, brothers.

How many brothers
do you have?





Let's Play

7 Read *Let's Play*. Match. Draw lines.



8 Do you like the story? Draw a face.



9 Who's on your team? Draw and say.



no yes



no yes



no yes



no yes



no yes



no yes



Review

TRACK 12
10

Listen. Circle yes or no.

1.



yes no

2.



yes no

3.



yes no

4.



yes no

5.



yes no

6.



yes no



Listen and say.




Listen and say. Point to the picture below.



Listen and say. Write the letter.



__pple



__ish



__at




__ird



__ame



__at



__lephant



__og



Listen and say.



Listen and say. Point to the picture below.



Listen and say. Write the letter.

1



___ce cream

2




___onkey

3



___encil

4



___ite

5



___urse

6



___ion

7



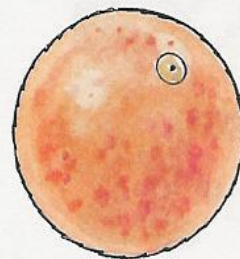
___acket

8



___ueen

9



___range

Subject Pronouns



I



you



he



she



it



we



you



they

Simple Present of Be

I am

we are

I am six.

you are

you are

he is

she is

it is

they are



Present of Have

I have

we have

I have ice cream.

you have

you have

he has

she has

it has

they have



1 Color and say the letters.


Aa Bb Cc Dd

Ee Ff Gg Hh

2 Look at the picture. Write the letter. Say the word.



jacket



lelephant



banana




cat



hand



game



car



doll



apple



feet

1 Color and say the letters.

Ii Jj Kk Ll Mm

Nn Oo Pp Qq

2 Look at the picture. Write the letter. Say the word.




bedroo__



__ump rope



__ce cream



__range



__arker




__ion



__encil



__ose



__ing




__ueen


1 Color and say the letters.

Rr Ss Tt Uu Vv
Ww Xx Yy Zz


2 Look at the picture. Write the letter. Say the word.



__indow



__iolin



__andwich



__ellow




__mbrella



fo__



__en



__obot



__ebra



ha__